

Bury Health and Wellbeing Board

Title of the Report	Better Care Fund (BCF) 2025/26 End of Year (EOY) Reporting Template
Date	11 TH June 2026
Contact Officer	Hannah Dixon – Commissioning Manager
HWB Lead(s) in this area	Will Blandamer Executive Director Health and Adult Care and Place Based lead Adrian Crook – Director Adult Social Care Lynne Ridsdale, Chief Executive

Executive Summary			
Is this report for?	Information	Discussion	Decision Y
Why is this report being brought to the Board?	To seek Health and Wellbeing Board retrospective sign off for the Bury EOY reporting template for the Better Care Fund 2025/26. The deadline for submission to the NHSE Better Care fund team was 5 th June 2026.		
Please detail which, if any, of the Joint Health and Wellbeing Strategy priorities the report relates to. (See attached Strategy) www.theburydirectory.co.uk/healthandwellbeingboard	The Better Care Fund primarily focuses upon: <ul style="list-style-type: none"> • Living Well with a Long-Term Condition • Reducing Length of Stay in hospitals • Improving and supporting Hospital Discharges • Prevention & Early Intervention 		
Please detail which, if any, of the Joint Strategic Needs Assessment priorities the report relates to. (See attached JSNA) http://jsna.theburydirectory.co.uk/kb5/bury/jsna/home.page	<ul style="list-style-type: none"> • Living Well with a Long-Term Condition • Reducing Length of Stay in hospitals • Improving and supporting Hospital 		

	Discharges <ul style="list-style-type: none"> • Prevention & Early Intervention
Key Actions for the Health and Wellbeing Board to address – what action is needed from the Board and its members? Please state recommendations for action.	(1) Note the content of the report. (2) Agree the retrospective submission of the EOY reporting template to BCF 2025/26 as per the attached full reporting submission
What requirement is there for internal or external communication around this area?	None
Assurance and tracking process – Has the report been considered at any other committee meeting of the Council/meeting of the CCG Board/other stakeholders....please provide details.	The EOY reporting template has been collaboratively populated by relevant colleagues from within Bury Council and NHS GM Bury ICB.

Introduction / Background

1 Introduction and background

1.1 The final Better Care Fund (BCF) 2025/2026 Policy Framework and Planning Guidance can be found at: BCF [Better Care Fund policy framework 2025 to 2026 - GOV.UK](#)

This policy framework confirms the conditions and funding for the Better Care Fund (BCF) for 2025 to 2026.

1.2 For 2025 to 2026, the objectives of the BCF reflect the government's commitment to reform via a shift from sickness to prevention and from hospital to home. These shifts are also consistent with commitment to reform by developing a 'neighbourhood health service', based on more responsive, preventative and co-ordinated care in people's homes and local communities.

1.3 The BCF achieves this by requiring local authorities and integrated care boards (ICBs), to develop and agree plans in collaboration with other local partners to meet the overall objectives of the BCF.

1.4 The plan is owned by the Health and Wellbeing Board (HWB) and governed by an agreement under section 75 of the NHS Act (2006). This continues to provide an

important framework in bringing local NHS services and local government together to tackle pressures faced across the health and social care system and drive better outcomes for people.

1.5 In line with the government's vision for health and care, the Better Care Fund policy framework sets out the vision, funding, oversight and support arrangements, focused on 2 overarching objectives for the BCF in 2025-26:

- reform to support the shift from sickness to prevention
- reform to support people living independently and the shift from hospital to home

1.6 At the same time, NHS England and the LGA published the Planning Requirements for the BCF. These can be found at: BCF [Planning Requirements 25-26](#)

2 BCF 2025/2026 Conditions, Objectives and Metrics

[Better Care Fund policy framework 2025 to 2026 - GOV.UK.](#)

2.1 National Conditions

Both local authorities and ICBs must comply with the BCF national conditions. Grant conditions for local authorities of each component grant of the BCF will reflect these national conditions. The national conditions outline steps HWBs must take to deliver on the BCF objectives.

The national conditions for the BCF in 2025/2026 are:

- jointly agreeing a plan
- implementing the objectives of the BCF
- complying with the grant conditions and the BCF funding conditions
- complying with the oversight and support processes

2.2 Objectives

The two objectives for the BCF in 2025 to 2026 are:

- **Objective 1:** To support the shift from sickness to prevention – including timely, proactive and joined-up support for people with more complex health and care needs; use of home adaptations and technology; and support for unpaid carers.
- **Objective 2:** To support people living independently and the shift from hospital to home – including help to prevent avoidable hospital admissions; achieve more timely and effective discharge from acute, community and mental health hospital settings; support people to recover in their own homes (or other usual place of residence); and reduce the proportion of people who need long-term residential or nursing home care.

2.3 BCF metrics for 2025 to 2026

The three metrics to be reported on are below. All 3 metrics are reporting as on track to meet goals:

Metric 4.1: Emergency Admissions - Emergency admissions to hospital for people aged 65+ per 100,000 population – the goal for this target is to be below the target rate set in the plan.

Table 1 shows that metric 4.1 is on track to meet goals – actual data for Jan & Feb 26 and projected data for March has been used to inform EOY reporting for this metric as data has not finalised at the time of submission.

Table 1 - Metric 4.1: Emergency Admissions

	Q1	Q2	Q3	Q4
Target: Rate	1488.6	1461.2	1516	1479.5
Performance	1397.26	1365.3	1452.1	1338.2
Variance	-91.34	-95.9	-63.9	-141.3

Metric 4.2: Delayed Discharge - Average length of discharge delay (LDD) for all acute adult patients (calculates the % of patients discharged after their DRD, multiplied by the average number of days) - the goal for this target is to be below the target rate set in the plan.

Table 2 shows that metric 4.2 is on track to meet goals overall – EOY data is based on Q4 actual data.

Table 2 - Metric 4.2: Delayed Discharge

	Q1	Q2	Q3	Q4
Target: Rate	1.30	1.49	1.00	1.00
Performance	0.94	0.80	1.11	1.24
Variance	-0.36	-0.69	0.11	0.24

Metric 4.3: Residential Admissions - Long-term support needs of older people (age 65 and over) met by admission to residential and nursing care homes, per 100,000 population. The actual number of residential admissions has been used in Table 3, the goal for this target is to be below the number of admissions target set in the plan.

Table 3 shows that metric 4.3 is on track to meet goals.

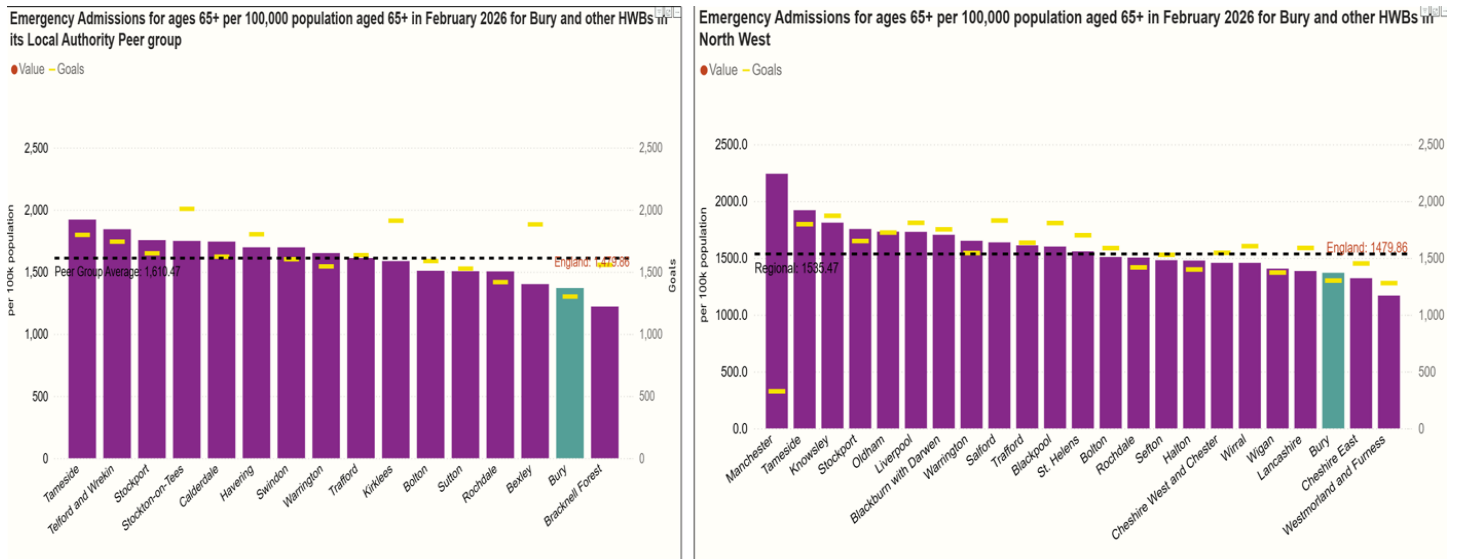
Table 3 - Metric 4.3: Residential Admissions

	Q1	Q2	Q3	Q4
Target: Number of Admissions	62.0	62.0	62.0	62.0
Performance	48.0	43.0	64.0	61.0
Variance	-14.0	-19.0	2.0	-1.0

2.4 Metric Performance Comparison

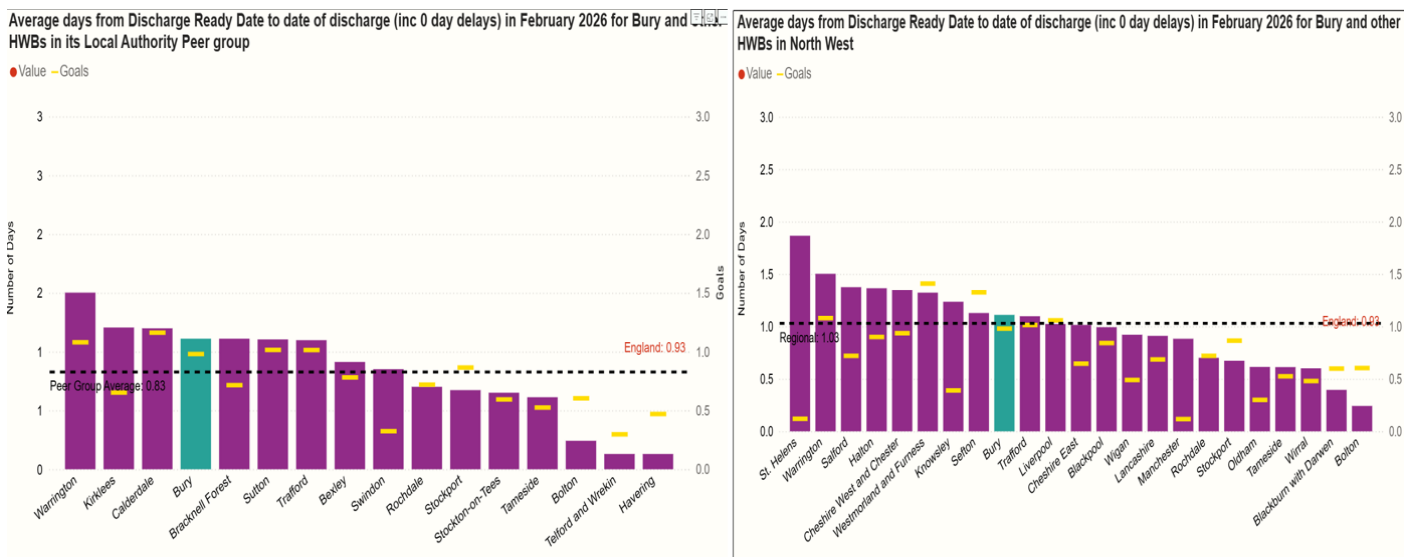
Emergency Admissions for ages 65+ per 100,000 65+ population – Graph 1 shows for the month of February 26, Bury was lower than the region North West, England as a whole and their peer group for this metric.

Graph 1 - Emergency Admissions for ages 65+ per 100,000 65+ population



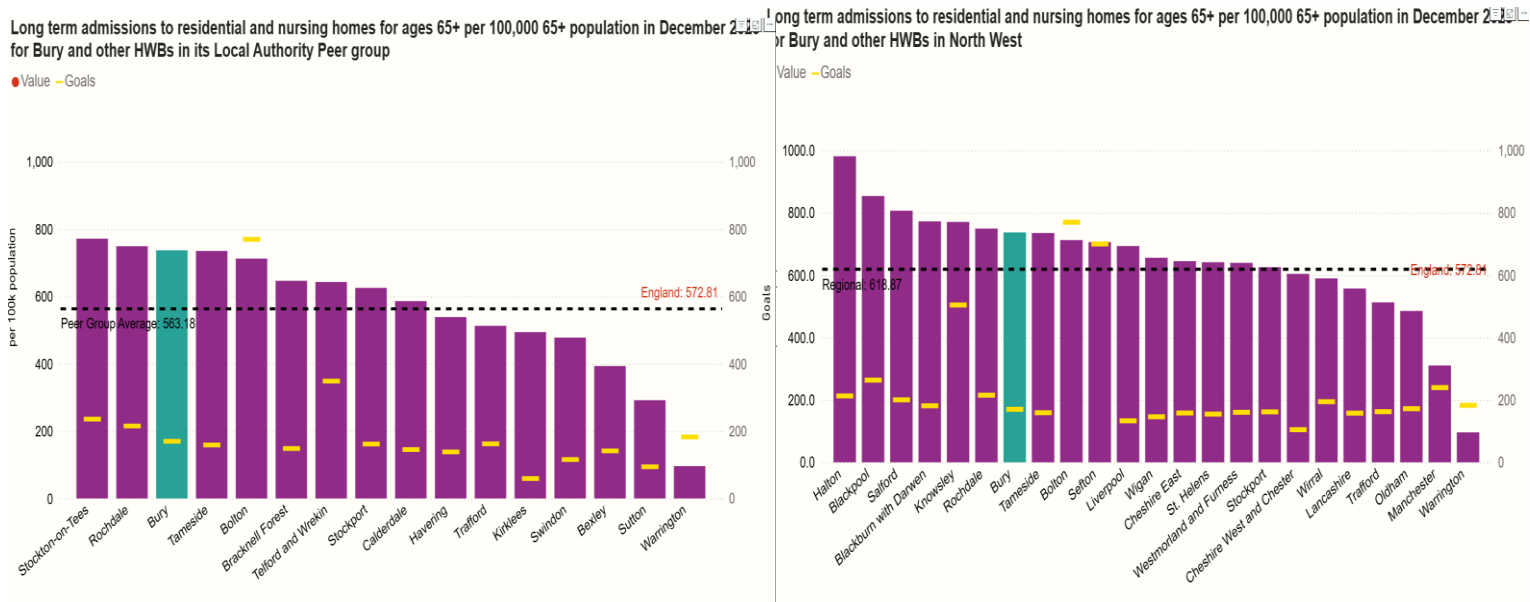
Average days for discharge ready date to date of discharge (including 0 days) – Graph 2 shows for the month of February 26, Bury was higher than the region North West, England as a whole and their peer group average for this metric.

Graph 2 - Average days for discharge ready date to date of discharge (including 0 days)



Long-term admissions to residential care homes and nursing homes for people aged 65+ per 100,000 population – Graph 3 shows in the 12 months ending December 2025, Bury was higher than the region North West, England as whole and their peer group average for this metric.

Graph 3 – Long term admissions to residential care homes and nursing homes for people aged 65+ per 100,000 population



3.0 Finance Report

3.1 Table 4 demonstrates that 100% of the planned BCF income has been spent up to EOY 25-26.

Table 4 – Income and Expenditure

Better Care Fund 2025-26 EOY Reporting Template

5. Income & Expenditure

Selected Health and Wellbeing Board:

Bury

Source of Funding	2025-26		DFG EOY Actual Expenditure
	Planned Income	Updated Total Income for 25-26	
DFG (including top-up)	£2,757,942	£2,757,942	£2,757,942
Minimum NHS Contribution	£19,577,112	£19,577,112	
Local Authority Better Care Grant	£9,410,943	£9,410,943	
Additional LA Contribution	£0	£0	
Additional NHS Contribution	£2,136,317	£2,136,317	
Total	£33,882,314	£33,882,314	

		% of Planned Income
End of Year Actual Expenditure	£33,882,314	100%

4.0 Reporting and checkpoints

4.1 It is expected that performance on spend and the metric goals aligned to the BCF programme will be reported on a quarterly basis. The reporting requirements have now been finalised for EOY and have been submitted to NHSE Better Care fund Team.

5.0 Links to the Bury Locality Plan

5.1 The Better Care Fund proposals should not be read in isolation but should be seen as a constituent part of the Bury Locality Plan and "Let's Do It' 2030 Bury Strategy which sets out the entirety of the local approach to Health and Social Care transformation.

Recommendations for action

- That the Health and Wellbeing Board note the content of the EOY reporting submission
- That the Bury Health and Wellbeing Board retrospectively approve the attached Better Care Fund 2025/2026 EOY reporting submission and ratify the decision to submit to the national Better Care Fund team for assessment.

Financial and legal implications (if any)

- These proposals relate to the use of financial resources
- These proposals have been developed in partnership with the Bury Council s.151 Officer and the Bury Director of Finance.

Equality/Diversity Implications. Please attach the completed Equality and Analysis Form if required.

- None
-

CONTACT DETAILS:

Contact Officer: Hannah Dixon

E-mail address: h.dixon@bury.gov.uk

Date: 11th June 2026



Bury HWB BCF
2025-26 EOY.xlsx

END